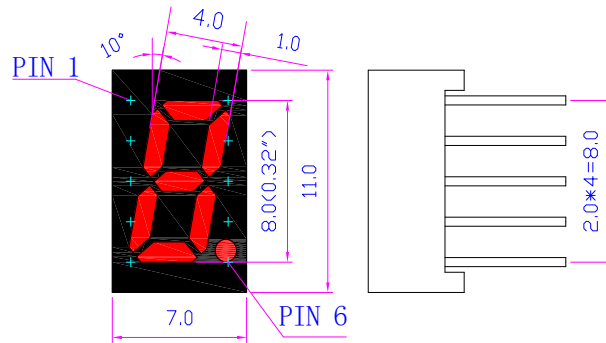




PACKAGE DIMENSION

E10322-G6

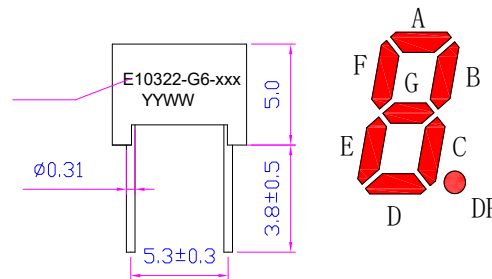


E10322-G6-XXX YYWW

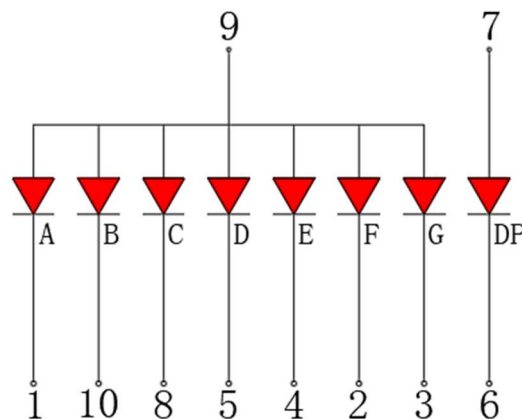
PART NO.

Annual Cycle
 =Manufacturing year (2 strings)
 +Manufacturing week (2 strings)

Note: Laser Printing Font Size 5.8, Font height 2.0



INTERNAL CIRCUIT DIAGRAM



CODE G6

NOTES:

1. All dimensions are in millimeter;
2. Tolerance is $\pm 0.25\text{mm}$ especially other specified;
3. Pin length, housing color, marking no & circuit diagram can be customized;
4. Specifications are subject to change without notice.
5. Not exceed 1% of the length deformation of the product