



## TOYO LED ELECTRONICS LIMITED

Room 1610, Hong Kong Plaza, 188 Connaught Road West, Hong Kong.

Tel : (752)3728 488

<http://www.toyo-led.com>

Fax : (752) 3728 599

E-mail : [steven@toyo-led.com](mailto:steven@toyo-led.com)



**P/N: TY-Y0603PG1(0.60)**

0603 Package 1.6\*0.8mm Surface Mount LEDs Series

# SPECIFICATION FOR CUSTOMER APPROVAL

**P/N: TY-Y0603PG1(0.60)**

DATE : May 9, 2025

PREPARED BY : STEVEN

CONFIRMED BY :

**PLEASE CONFIRM & SIGN BACK THIS SHEET TO US**

**CUSTOMER:**

\_\_\_\_\_

(COMPANY CHOP)

**APPROVAL BY:**

\_\_\_\_\_

(SIGNATURE)



# TOYO LED ELECTRONICS LIMITED

Room 1610, Hong Kong Plaza, 188 Connaught Road West, Hong Kong.

Tel : (752)3728 488

http://www.toyo-led.com

Fax : (752) 3728 599

E-mail : steven@toyo-led.com



**P/N: TY-Y0603PG1(0.60)**

0603 Package 1.6\*0.8mm Surface Mount LEDs Series

## ➤ Features:

- ✧ 1.6\*0.8\*0.6 mm
- ✧ Mono-color type
- ✧ Soldering methods :All SMT assembly methods
- ✧ Comply ROHS standard

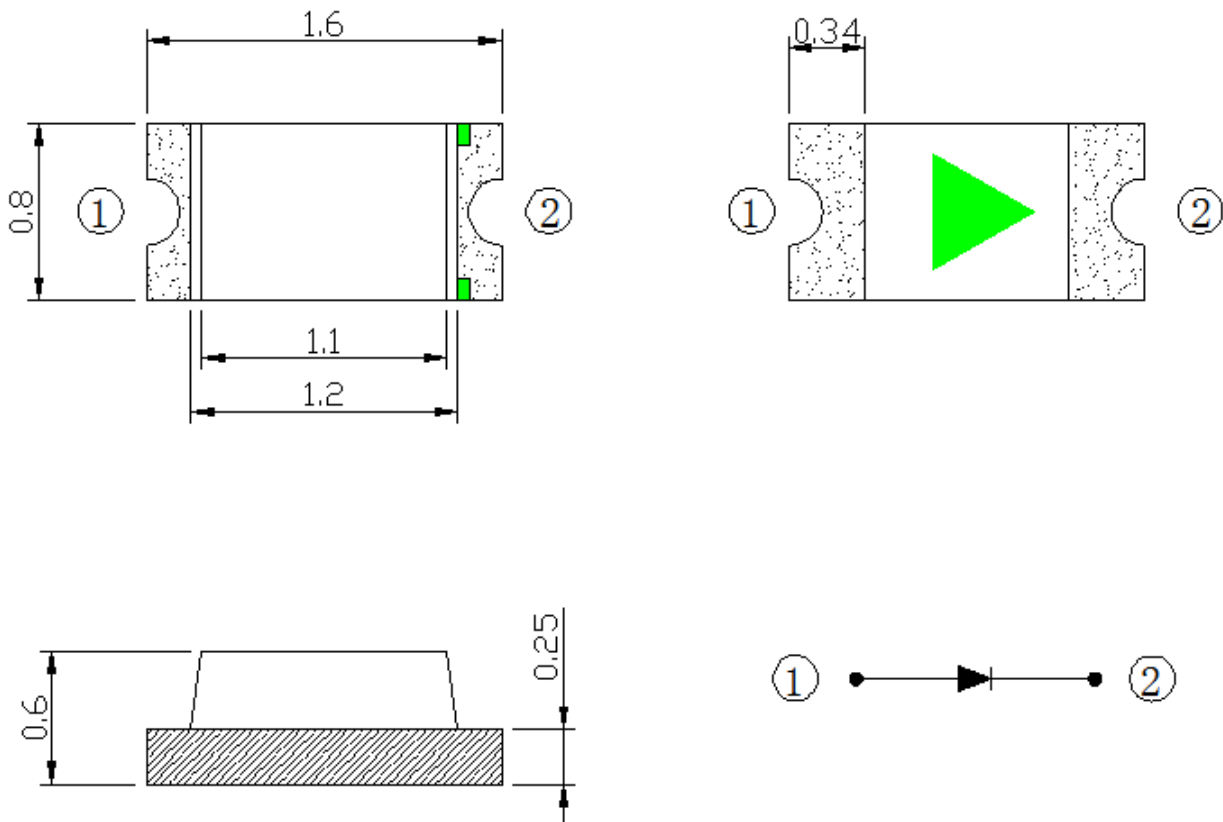
## ➤ Description

- ✧ The Pure Green source color devices are made with **InGaN** on sapphire Light Emitting Diode.

## ➤ Application

- ✧ LCD backlight
- ✧ Illuminations

## ➤ Package Dimensions



## NOTES:

1. All dimensions are in millimeter;
2. Tolerance is  $\pm 0.1$ mm unless other specified;
3. Specifications are subject to change without notice.



# TOYO LED ELECTRONICS LIMITED

Room 1610, Hong Kong Plaza, 188 Connaught Road West, Hong Kong.

Tel : (752)3728 488

http://www.toyo-led.com

Fax : (752) 3728 599

E-mail : steven@toyo-led.com



**P/N: TY-Y0603PG1(0.60)**

0603 Package 1.6\*0.8mm Surface Mount LEDs Series

Part No.	Emitted Color	Lens Color	Chip Material
TY-Y0603PG1(0.60)	Pure Green	Water Clear	InGaN

## ➤ Absolute Maximum Ratings(Ta=25°C)

Item	Symbol	Maximum	Unit
Power Dissipation	PD	75	mW
Continuous Forward Current	I <sub>Fmax</sub>	25	mA
Peak Forward Current(1/10 Duty Cycle 0.1ms Pulse Width)	I <sub>FP</sub>	60	mA
Reverse Voltage	V <sub>R</sub>	5	V
Electrostatic Discharge	ESD	1000	V
Operating Temperature Range	T <sub>opr</sub>	-40 to+85	°C
Storage Temperature Range	T <sub>stg</sub>	-40 to+85	°C
Lead Solder Temperature	Tsol	260°C for 3 seconds	

## ➤ Electrical/Optical Characteristics(Ta=25°C)

Item	Symbol	Condition	Min.	Typ.	Max	Unit
Forward Voltage	V <sub>F</sub>	I <sub>F</sub> =5mA	2.5	2.5	3.2	V
Luminous Intensity	I <sub>v</sub>	I <sub>F</sub> =5mA	200	400	---	mcd
Wavelength	λ	I <sub>F</sub> =5mA	520	528	535	nm
Viewing Angle	2θ <sub>1/2</sub>	I <sub>F</sub> =5mA	---	120	---	Deg
Reverse Current	I <sub>R</sub>	V <sub>R</sub> =5V	---	---	10	uA



# TOYO LED ELECTRONICS LIMITED

Room 1610, Hong Kong Plaza, 188 Connaught Road West, Hong Kong.

Tel : (752)3728 488

<http://www.toyo-led.com>

Fax : (752) 3728 599

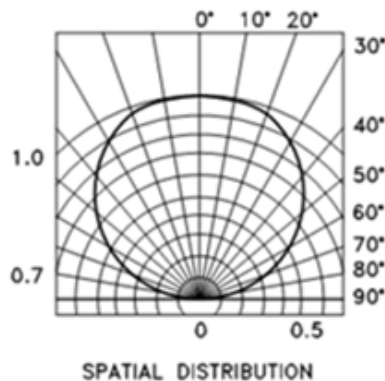
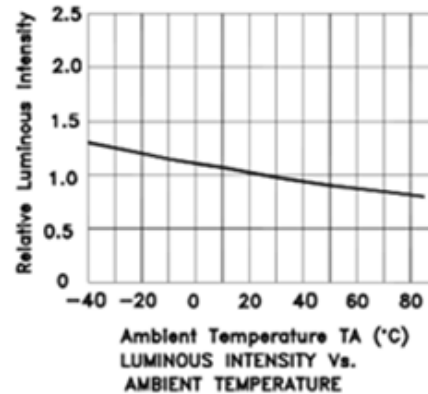
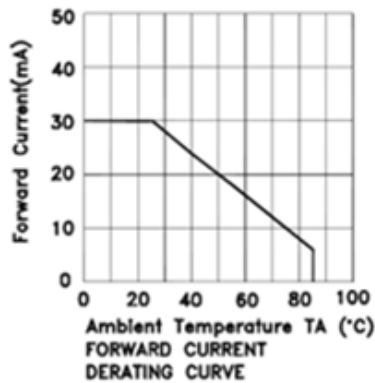
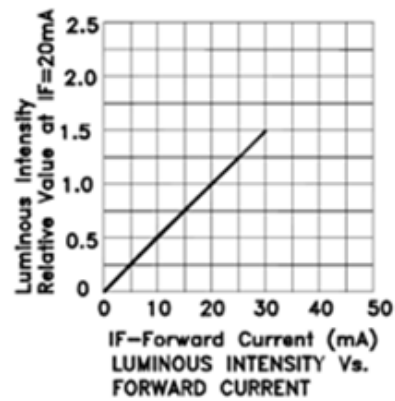
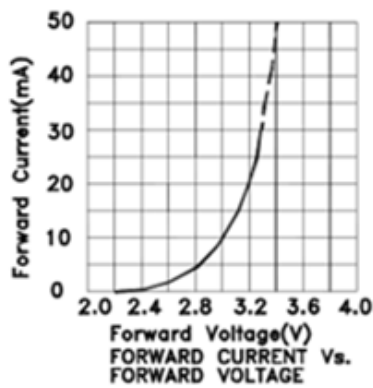
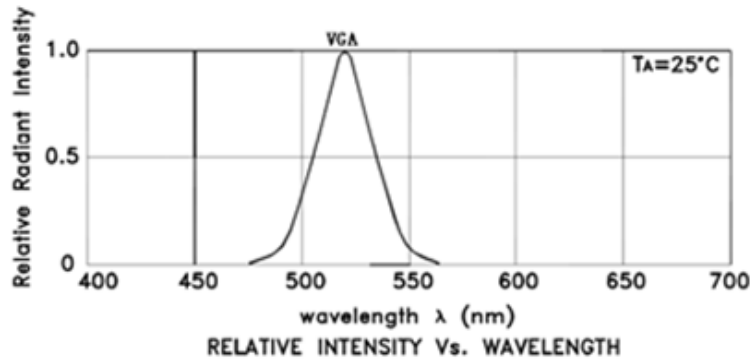
E-mail : [steven@toyo-led.com](mailto:steven@toyo-led.com)



P/N: TY-Y0603PG1(0.60)

0603 Package 1.6\*0.8mm Surface Mount LEDs Series

## ➤ Typical Electro-Optical Characteristics Curves





# TOYO LED ELECTRONICS LIMITED

Room 1610, Hong Kong Plaza, 188 Connaught Road West, Hong Kong.

Tel : (752)3728 488

http://www.toyo-led.com

Fax : (752) 3728 599

E-mail : steven@toyo-led.com



P/N: TY-Y0603PG1(0.60)

0603 Package 1.6\*0.8mm Surface Mount LEDs Series

## ➤ Reliability Test Items And Conditions

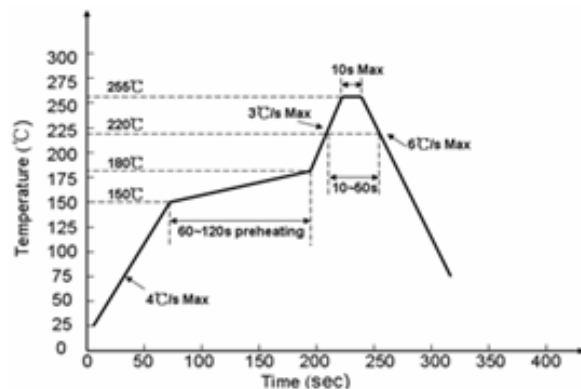
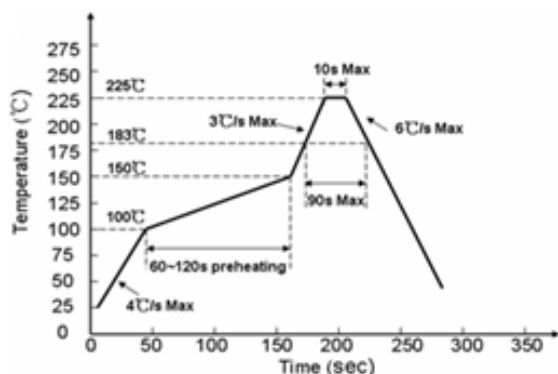
NO.	Item	Test Condition	Test Hr/cycle/time	Sample Q'ty	Ac/Re
1	Reflow	TEMP:260±5℃; Min.5Sec	6 min	22pcs	0/1
2	Temperature Cycle	H:+100℃ 15mins To(5mins) L:-40℃ 15mins	100 cycles	22pcs	0/1
3	Thermal Shock	H:+100℃ 15mins To(5mins) L:-40℃ 15mins	500 cycles	22pcs	0/1
4	High Temperature Storage	TEMP:+260℃	1000hrs	22pcs	0/1
5	Low Temperature Storage	TEMP:-40℃	1000hrs	22pcs	0/1
6	DC Operating Life	IF=20MA	1000hrs	22pcs	0/1
7	High Temperature	85℃	1000hrs	22pcs	0/1
8	High Humidity	85%R.H.	1000hrs	22pcs	0/1

## ➤ SMT Reflow Soldering Instructions

Reflow soldering			Hand welding	
	Lead Solder	Lead-free Solder	Temperature	350° C Max.
Pre-heat	140 ~ 160° C	180 ~ 200° C	Soldering time	3 sec.Max. (onetime only)
Pre-heat time	120 sec. Max.	120 sec. Max.		
Peak temperature	230° C Max.	260° C Max.		
Soldering time	10 sec. Max.	10 sec. Max.		
Condition	Refer to the picture below	Refer to the picture below		

(Lead Solder)

(Lead-Free Solder)





# TOYO LED ELECTRONICS LIMITED

Room 1610, Hong Kong Plaza, 188 Connaught Road West, Hong Kong.

Tel : (752)3728 488

http://www.toyo-led.com

Fax : (752) 3728 599

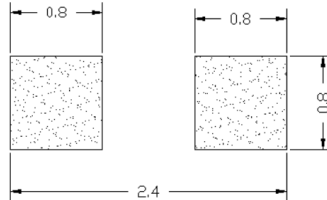
E-mail : steven@toyo-led.com



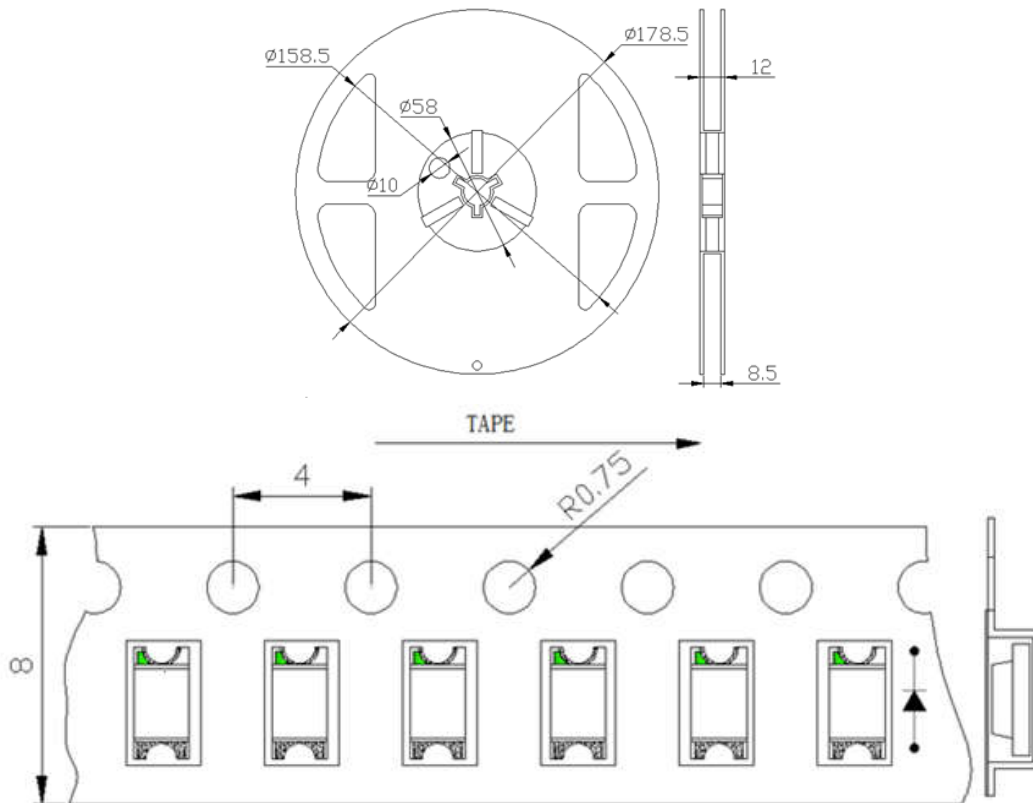
**P/N: TY-Y0603PG1(0.60)**

0603 Package 1.6\*0.8mm Surface Mount LEDs Series

## ➤ Recommended Soldering Pad Dimensions



## ➤ Tape Specification: 4,000PCS per reel



## ➤ Package Label

SMD LED	
PART NO: _____	QA Pass
LOT NO : _____	
Q' TY : _____	
VF : _____ IV : _____	
WL : _____ BIN: _____	Pb
DATA : _____	
TOYO LED ELECTRONICS LIMITED	
Website: http://www.toyo-led.com E-mail: sales@toyo-led.com	



# TOYO LED ELECTRONICS LIMITED

Room 1610, Hong Kong Plaza, 188 Connaught Road West, Hong Kong.

Tel : (752)3728 488

<http://www.toyo-led.com>

Fax : (752) 3728 599

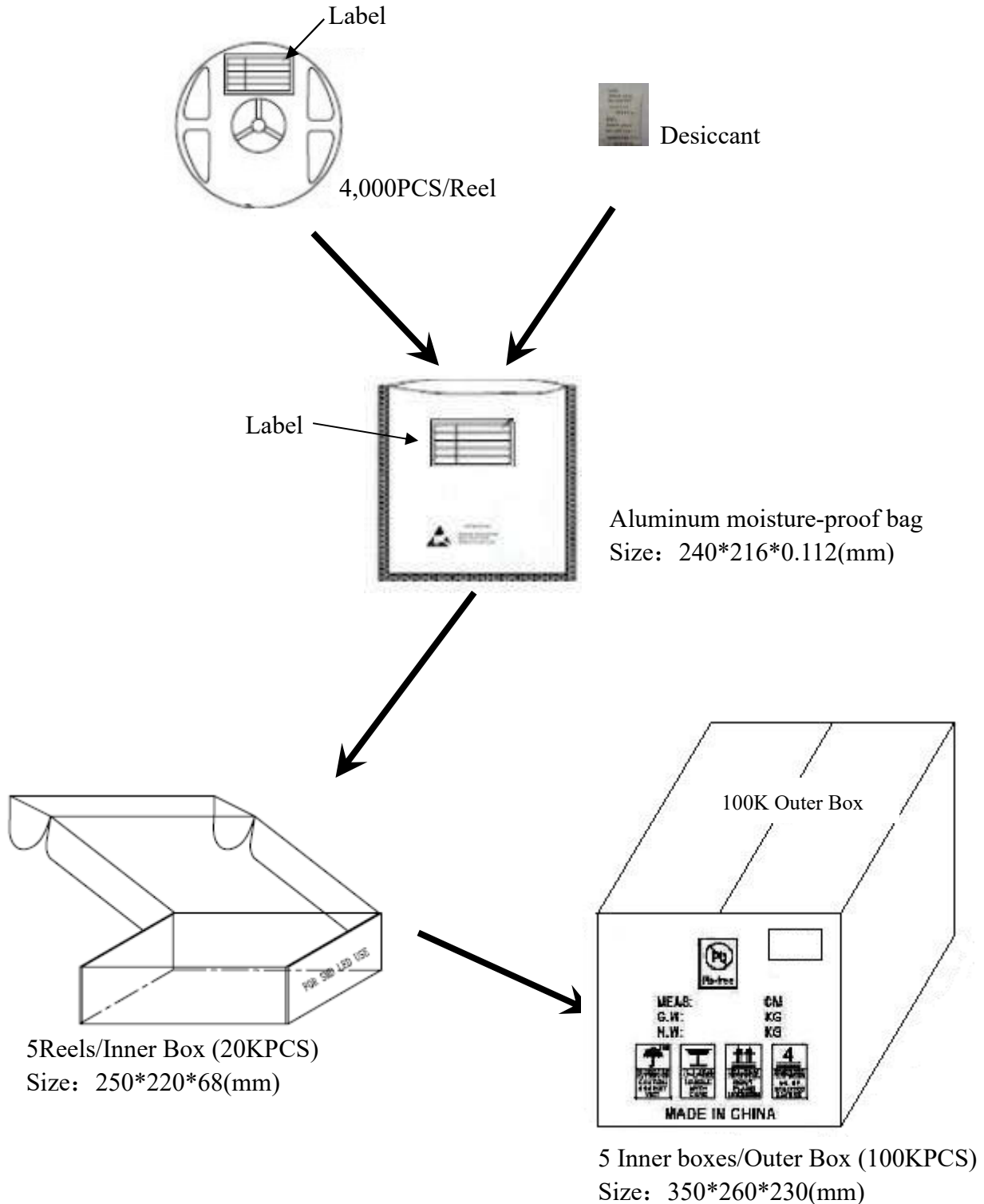
E-mail : [steven@toyo-led.com](mailto:steven@toyo-led.com)



**P/N: TY-Y0603PG1(0.60)**

0603 Package 1.6\*0.8mm Surface Mount LEDs Series

## ➤ Package & Shipping Instructions







## TOYO LED ELECTRONICS LIMITED

Room 1610, Hong Kong Plaza, 188 Connaught Road West, Hong Kong.

Tel : (752)3728 488

http://www.toyo-led.com

Fax : (752) 3728 599

E-mail : steven@toyo-led.com



**P/N: TY-Y0603PG1(0.60)**

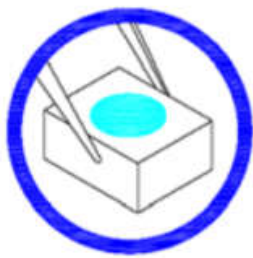
0603 Package 1.6\*0.8mm Surface Mount LEDs Series

### ➤ Handling Precautions

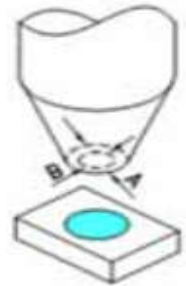
Compare to epoxy encapsulant that is hard and brittle, silicone is softer and flexible. Although its characteristic significantly Orangeuces thermal stress, it is more susceptible to damage by external mechanical force.

As a result, special handling precautions need to be observed during assembly using silicone encapsulated LED products. Failure to comply might lead to damage and premature failure of the LED.

1. Handle the component along the side surface by using forceps or appropriate tools; do not directly touch or Handlethe silicone lens surface, it may damage the internal circuitry.



2. The outer diameter of the SMD pickup nozzle should not exceed the size of the LED to prevent air leaks. The inner diameter of the nozzle should be as large as possible. A pliable material is suggested for the nozzle tip to avoid scratching or damaging the LED surface during pickup. The dimensions of the component must be accurately programmed in the pick-and-place machine to insure precise pickup and avoid damage during production.



3. Do not stack together assembled PCBs containing LEDs. Impact may scratch the silicone lens or damage the internal circuitry

4. Not suitable to operate in acidic environment, PH<7



5. LED operating environment and sulfur element composition cannot be over 100PPM in the LED mating usage material.

6. When we need to use external glue for LED application products, please make sure that the external glue matches the LED packaging glue. Additionally, as most of LED packaging glue is silica gel, and it has strong Oxygen permeability as well as strong moisture permeability; in order to prevent external material from getting into the inside of LED, which may cause the malfunction of LED, the single content of Bromine element is required to be less than 900PPM, the single content of Chlorine element is required to be less than 900PPM, the total content of Bromine element and Chlorine element in the external glue of the application products is required to be less than 1500PPM





## TOYO LED ELECTRONICS LIMITED

Room 1610, Hong Kong Plaza, 188 Connaught Road West, Hong Kong.

Tel : (752)3728 488

<http://www.toyo-led.com>

Fax : (752) 3728 599

E-mail : [steven@toyo-led.com](mailto:steven@toyo-led.com)



### P/N: TY-Y0603PG1(0.60)

0603 Package 1.6\*0.8mm Surface Mount LEDs Series

#### ➤ ESD (Electrostatic Discharge)

Static Electricity or power surge will damage the LED. Use of a conductive wrist band or anti-electrostatic glove is recommended when handling these LED. All devices, equipment and machinery must be properly grounded.

#### ➤ Notes for designing

Care must be taken to provide the current limiting resistor in the circuit so as to drive the TOYO LEDs within the rated figures. Also, caution should be taken not to overload TOYO LEDs with instantaneous voltage at the turning ON and OFF of the circuit.

When using the pulse drive care must be taken to keep the average current within the rated figures. Also, the circuit should be designed so as to be subjected to reverse voltage when turning off the TOYO LEDs.

#### ➤ Storage

1. We recommend the reflow temperature  $230 \pm 5^{\circ}\text{C}$ . The maximum soldering temperature should be limited to  $240^{\circ}\text{C}$  for 10s (max).
2. SMD products are easily moisturized. Before soldering the unpacked SMD, de-moisturize process under  $65 \pm 5^{\circ}\text{C}$  /24 hours is recommended. It could effectively prevent the defects caused by rapid expansion of hydro particles in the plastic under heat;
3. All unpacked and de-moisturized SMD should be used up within 168 hours. Otherwise, you need to de-moisturize them under  $65 \pm 5^{\circ}\text{C}$  /24 hours again;
4. During reflow soldering, tin paste high in hydro or with sulfide cannot be used; Also, avoid using thinner to remain tin paste for fear that moisture penetrates to the base of the SMD and causes defects.
5. SMD storage conditions:  $5-30^{\circ}\text{C}$ , humidity: 60% MAX
6. Product is not recommended to work in high temperature and high humidity environment, will affect the life of the product
7. During manual welding, the welding temperature should be controlled at  $350^{\circ}\text{C}$  /3 seconds to avoid direct contact with the product colloid at the high temperature of the hot head, so as to prevent defective dead lamps caused by high temperature during welding
8. The number of reflow welding of the product is 1, and the repeated reflow will cause the product dead lamp to be defective
9. Moisture sensitivity level: 3



# TOYO LED ELECTRONICS LIMITED

Room 1610, Hong Kong Plaza, 188 Connaught Road West, Hong Kong.

Tel : (752)3728 488

<http://www.toyo-led.com>

Fax : (752) 3728 599

E-mail : [steven@toyo-led.com](mailto:steven@toyo-led.com)



**P/N: TY-Y0603PG1(0.60)**

0603 Package 1.6\*0.8mm Surface Mount LEDs Series

## REVISION HISTORY

DATE	REVISION CONTENTS	VERSION
2024-6-17	Initial release	A