



# TOYO LED ELECTRONICS LIMITED

Unit 10-11, 19/F, Metro Loft, 38 Kwai Hei Street, Kwai Chung, N.T., Hong Kong.

Tel : (852) 2540 7288

http://www.toyo-led.com

Fax : (852) 2517 1797

E-mail : sales@toyo-led.com



## CODE:UY5

### CHARACTERS

Chip Material: AlGaInP Ultra Yellow LED Chip



#### ABSOLUTE MAXIMUM RATINGS (Ta = 25°C)

PARAMETER	SYMBOL	MAXIMUM RATING	UNIT
Power Dissipation	PD	78	mW
Peak Forward Current (1/10 Duty Cycle, 0.1 Ms Pulse Width)	I <sub>PEAK</sub>	90	mA
DC Forward Current	I <sub>F</sub>	30	mA
Reverse Voltage	V <sub>R</sub>	5	V
Electrostatic Discharge	ESD	1000	V
Operating Temperature Range	(T <sub>opr</sub> ) / T <sub>stg</sub>	-40°C to +85°C	
Storage Temperature Range	T <sub>opr</sub> / (T <sub>stg</sub> )	-40°C to +100°C	

#### ELECTRICAL OPTICAL CHARACTER AND CURVES (Ta = 25°C)

PARAMETER	SYMBOL	MIN	TYP	MAX	UNIT	TEST CONDITION (Per Chip)
Forward Voltage	V <sub>F</sub>	-	2.0	2.6	V	I <sub>F</sub> = 20mA
Luminous Intensity	I <sub>v</sub>	100	200	-	mcd	I <sub>F</sub> = 20mA
Peak Emission Wavelength	λ <sub>p</sub>	-	596	-	nm	I <sub>F</sub> = 20mA
Dominant Emission Wavelength	λ <sub>d</sub>	-	590	-	nm	I <sub>F</sub> = 20mA
Spectral Line Half-Width	Δλ	-	20	-	nm	I <sub>F</sub> = 20mA
Reverse Current	I <sub>R</sub>	-	-	10	uA	V <sub>R</sub> = 5V

**Note:**

1. Luminous intensity tolerance is ±15%;
2. Dominant Emission Wavelength tolerance is ±1nm.



# TOYO LED ELECTRONICS LIMITED

Unit 10-11, 19/F, Metro Loft, 38 Kwai Hei Street, Kwai Chung, N.T., Hong Kong.

Tel : (852) 2540 7288

http://www.toyo-led.com

Fax : (852) 2517 1797

E-mail : sales@toyo-led.com



CODE:UY5

## Typical Electro-Optical Characteristic Curve

FIG. 1 Forward Current Vs. Forward Voltage

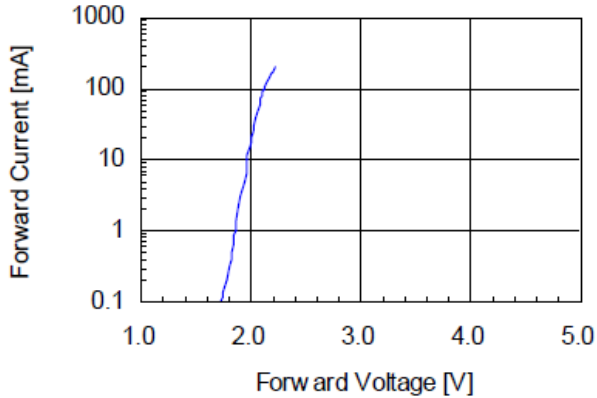


FIG. 2 Relative Intensity Vs. Forward Current

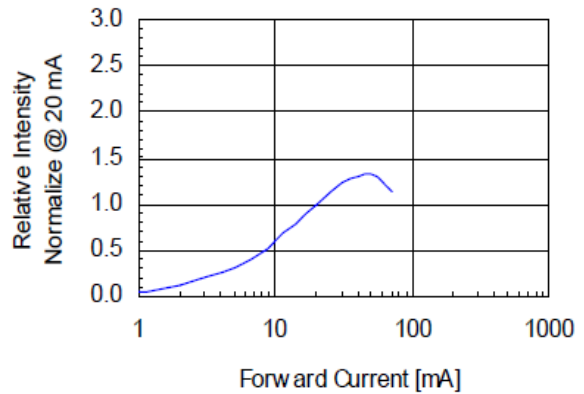


FIG. 3 Forward Voltage Vs. Temperature

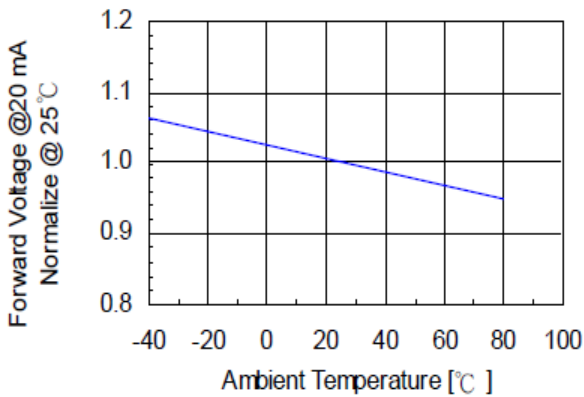


FIG. 4 Relative Intensity Vs. Temperature

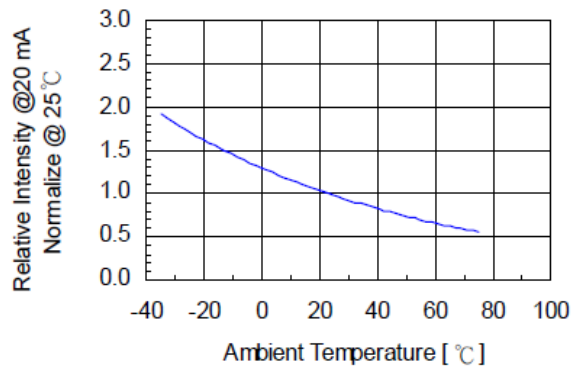


FIG. 5 Relative Intensity Vs. Wavelength

