




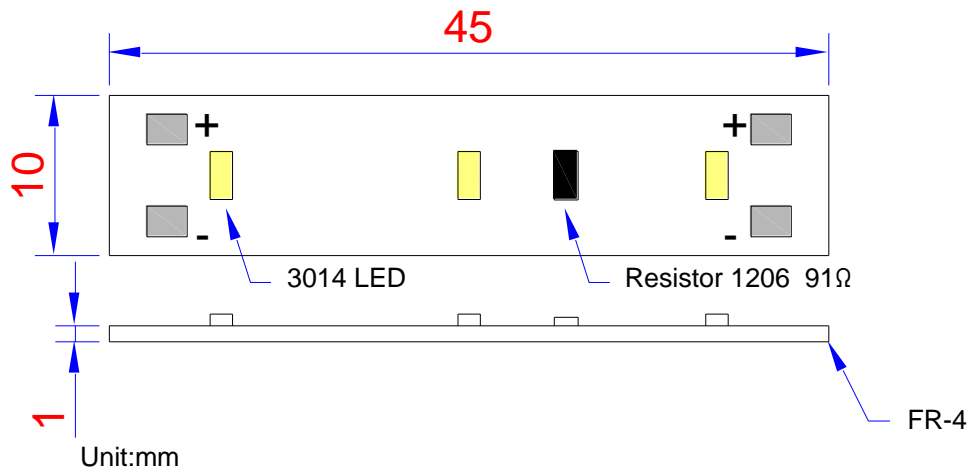
P/N: TY-4510FR-3014PW

Assemble

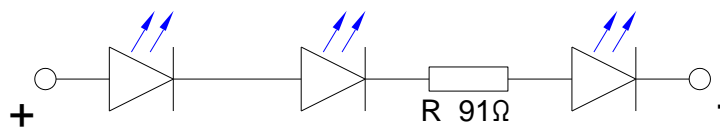
◆ Photo



◆ Physical Dimensions



◆ Circuit Diagram





P/N: TY-4510FR-3014PW

Assemble

◆ Maximum Ratings(Ta=25°C)

Item	Symbol	Maximum	Unit
Input Voltage	V _{in}	13.5	V
Power Dissipation	PD	0.48	W
Forward Current	I _{Fmax}	35	mA
Peak Forward Current(1/10 Duty Cycle 0.1ms Pulse Width)	I _{FP}	100	mA
Operating Temperature Range	T _{opr}	-30 to +80	°C
Storage	T _{stg}	-40 to +100	°C
Handmade Soldering Temperature	T _{sol}	Max. 350°C for 5sec Max.	
Electrostatic discharge (HBM)	ESD	2000V	

◆ Electrical/Optical Characteristics(Ta=25°C)

Item	Symbol	Condition	Min.	Typ.	Max.	Unit
Forward Current	I _F	V _F =12Vdc	---	30	---	mA
Luminous Flux	Φ	V _F =12Vdc	---	31	---	lm
Color Temperature	CCT	V _F =12Vdc	5000	---	7000	K
Color Rendering Index	CRI	V _F =12Vdc	---	70	---	
Viewing Angle	2θ1/2	V _F =12Vdc	---	120	---	Deg

NOTES:

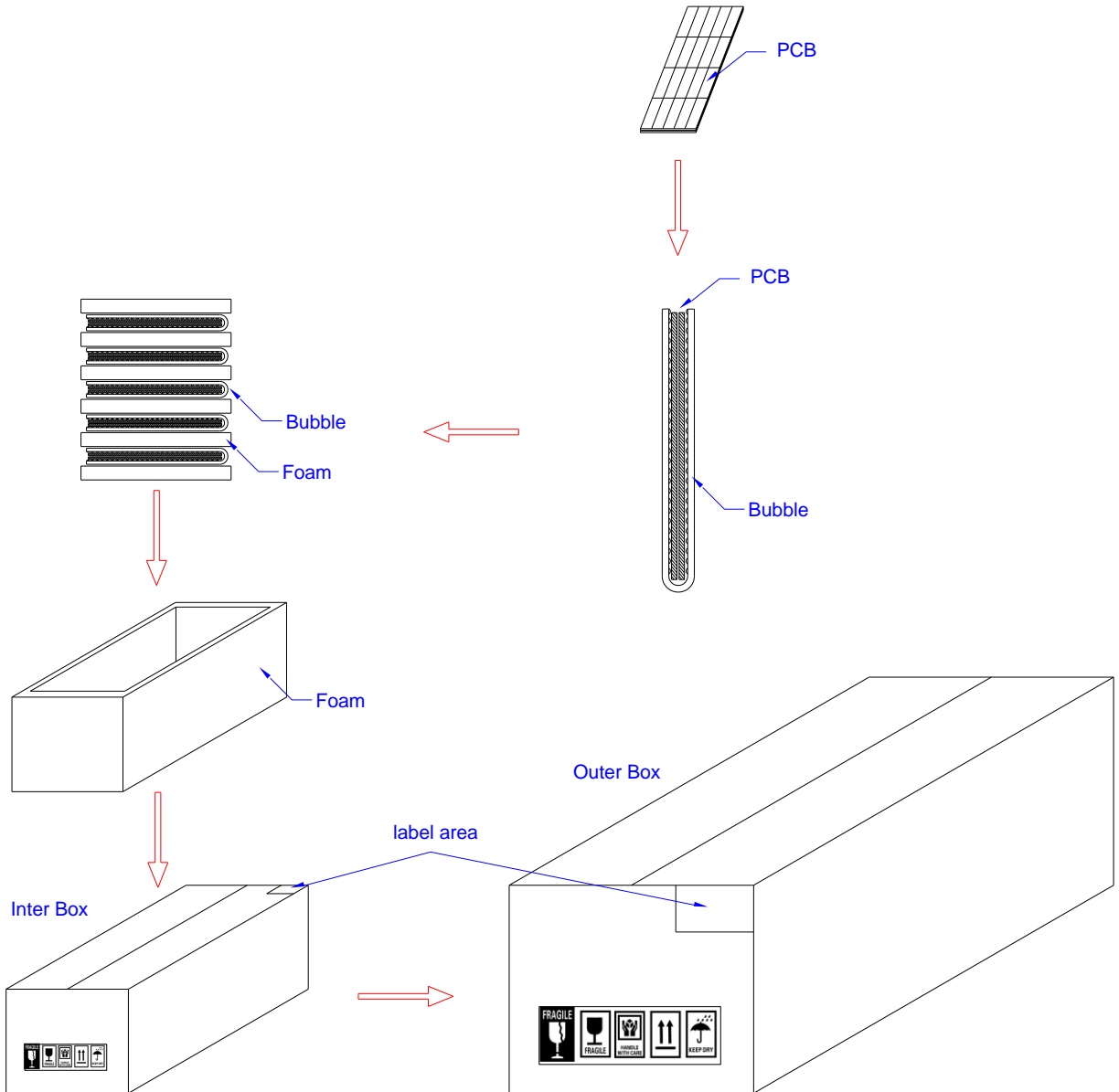
- 1.All dimensions are in millimeter;
- 2.Tolerance is ±0.25mm unless other specified;
- 3.Luminous intensity testing tolerance is ±10%;
- 4.Dominant Emission Wavelength testing tolerance is ±5%;
- 5.Specifications are subject to change without notice




P/N: TY-4510FR-3014PW

Assemble

◆ Packing Detail





◆ Precautions

1. Cautions of use

- Products run off at high voltage.
- Long time exposure to sunlight or UV may discolor the lens.
- Do not use adhesives to attach the LED that outgas organic vapor.
- Do not use together with the materials containing Sulfur.
- Soldering to board so as not to create a short between different trace pat-terns.
- Do not assemble in conditions of high moisture and/or oxidizing gas such as Cl, H₂S, NH₃, SO₂, NOX, etc.

2. Handing of silicone resin for LEDs

- Do not touch the silicone resin area with sharp objects such as pincette (tweezers).
- Finger prints on silicone resin area may affect the performance.
- Store LEDs in covered containers to prevent dust accumulation as this may affect perform-ance.
- Excessive force more than 3000PA to the silicone lens can result in fatal or permanent damage to LEDs.
- Do not cover the silicone resin area with any other resins such as epoxy, urethane, etc

3. Storage

- Do not impact or place pressure on this product because even a small amount of pressure can damage the product. The product should not be placed in high temperatures, high humidity or direct to sunlight.
- The devices should be stored in the anti-static bag .
- If the anti-static bag has been opened, re-seal preventing air and moisture from being present in the bag.