



TOYO LED ELECTRONICS LIMITED

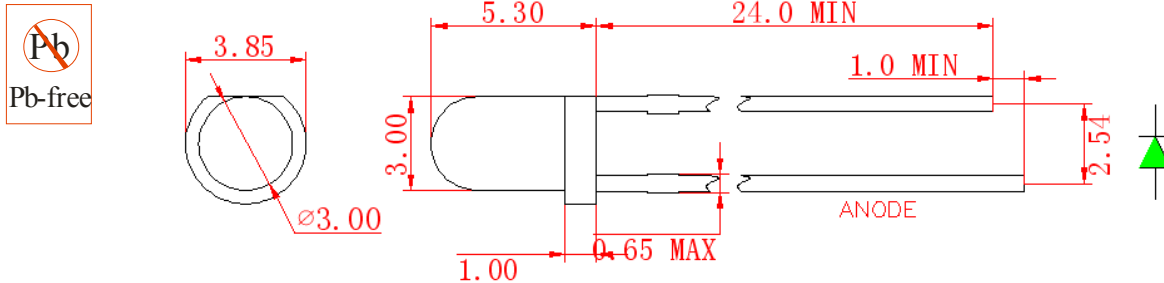
Room 1610, Hong Kong Plaza, 188 Connaught Road West, Hong Kong.
 Tel : (852) 2540 7288 Fax : (852) 2517 1797
 Http://www.toyo-led.com E-mail : sales@toyo-led.com



P/N: TY-30PG24W25-10000

3mm Round Type LEDs Series

PACKAGE DIMENSION



Selection Guide

Part No.	Dice		Lens Color	Iv(mcd)(If=20mA)			Viewing Angle (2θ½)
	Raw Material	Emitted Color		MIN	TYP	MAX	
TY-30PG24W25-10000	AlGaInP	Pure Green	Water Clear	6000	10000	--	25°

Absolute Maximum Ratings(Ta=25C°)

Item	Symbol	Maximum	Unit
Power Dissipation	P _D	105	mW
Peak Forward Current (1/10 Duty Cycle 0.1ms Pulse Width)	I _{FP}	135	mA
Continuous Forward Current	I _{Fmax}	25	mA
Reverse Voltage	V _R	5	V
Capacitance	C	95	pF
Electrostatic discharge	ESD	1000	V
Operating Temperature Range	T _{opr} / T _{stg}	-40 to+85	
Storage Temperature Range	T _{opr} / T _{stg}	-40 to+100	

Electrical / Optical Characteristics(Ta=25C°)

Item	Symbol	Min.	Typ.	Max.	Unit	Condition
Peak Wavelength	λ _p	-	530	-	nm	I _F =20mA
Dominant Wavelength	λ _d	512	520	525	nm	I _F =20mA
Spectral Line Coordinates	Δλ	-	20	-		I _F =20mA
Forward Voltage	V _F	2.8	3.2	3.6	V	I _F =20mA
Reverse Current	I _R	-	-	10	uA	V _R =5V

NOTES:

- All dimensions are in millimeter(inch);
- Tolerance is ±0.25mm(0.01") unless other specified; Luminous intensity tolerance is ±10%;
- Dominant Emission Wavelength tolerance is ±5%; Specifications are subject to change without notice.



P/N: TY-30PG24W25-10000

3mm Round Type LEDs Series

■ Typical Electro-Optical Characteristic Curve:

FIG. 1 Forward Current Vs. Forward Voltage

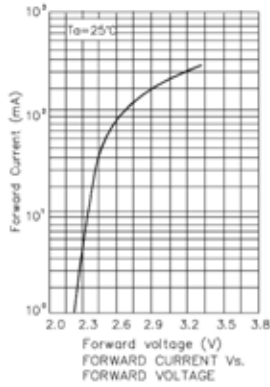


FIG. 2 Relative Intensity Vs. Forward Current

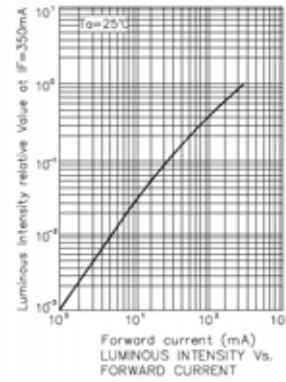


FIG. 3 Forward Voltage Vs. Temperature

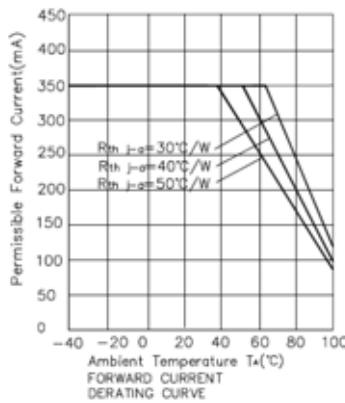


FIG. 4 Relative Intensity Vs. Temperature

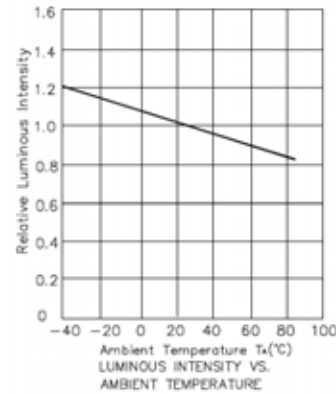
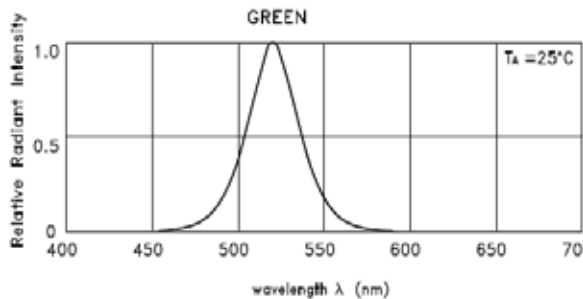


FIG. 5 Relative Intensity Vs. Wavelength





TOYO LED ELECTRONICS LIMITED

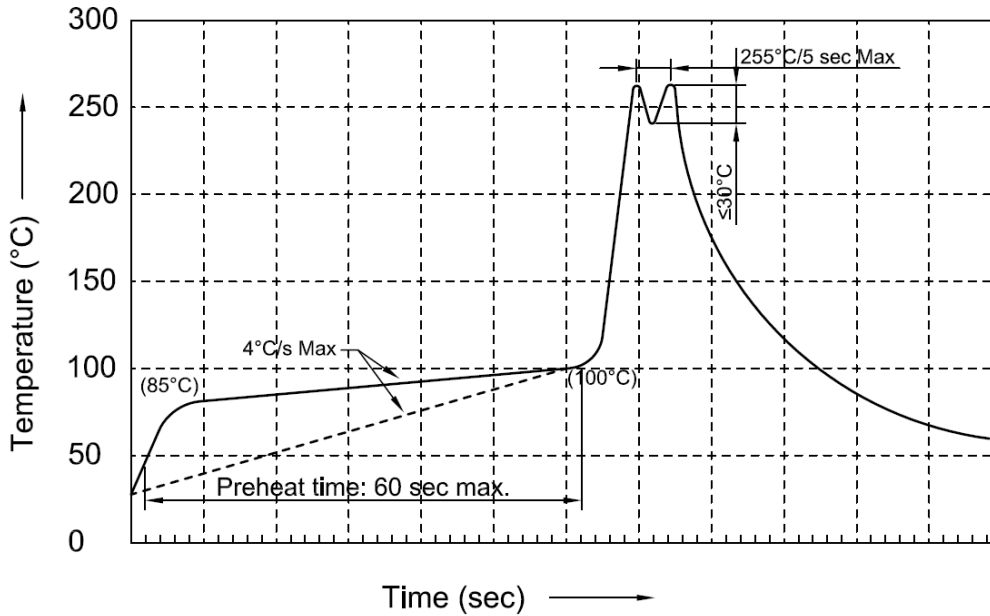
Room 1610, Hong Kong Plaza, 188 Connaught Road West, Hong Kong.
Tel : (852) 2540 7288 Fax : (852) 2517 1797
Http://www.toyo-led.com E-mail : sales@toyo-led.com



P/N: TY-30PG24W25-10000

3mm Round Type LEDs Series

Recommended Wave Soldering Profiles:



Notes:

1. Recommend pre-heat temperature of 105 or less (as measured with a thermocouple attached to the LED pins) prior to immersion in the solder wave with a maximum solder bath temperature of 260 .
 2. Peak wave soldering temperature between 245-255 for 3 sec (5 sec max).
 3. Do not apply stress to the epoxy resin while the temperature is above 85 .
 4. Fixtures should not apply stress on the component when mounting and soldering process.
- More than one wave soldering is not allowed.



TOYO LED ELECTRONICS LIMITED

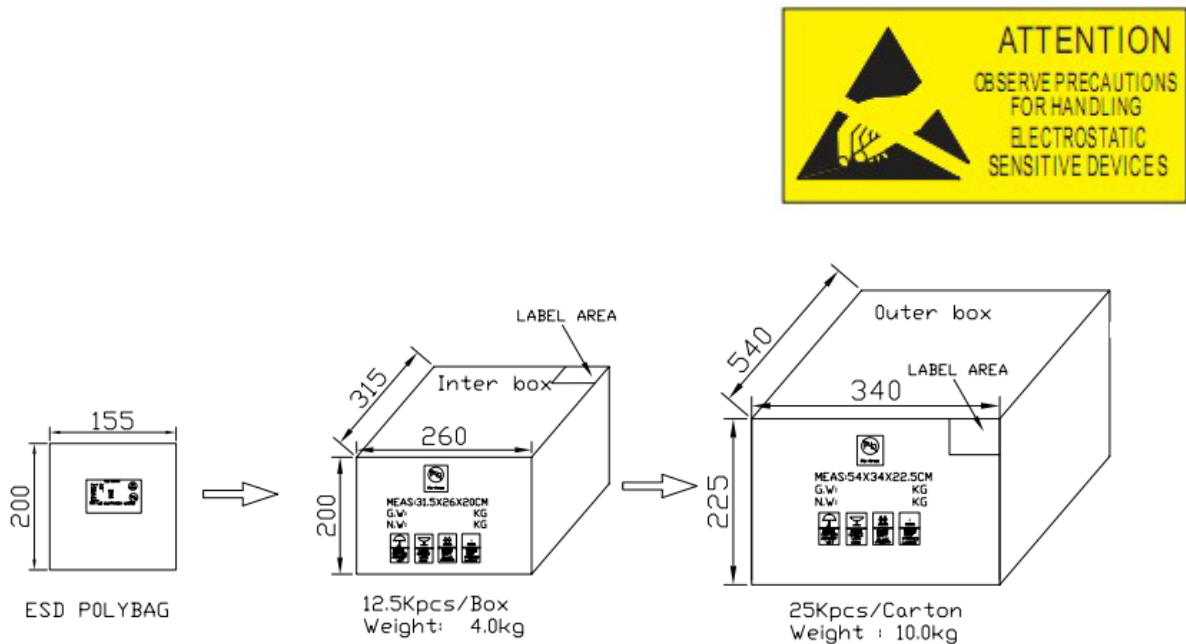
Room 1610, Hong Kong Plaza, 188 Connaught Road West, Hong Kong.
Tel : (852) 2540 7288 Fax : (852) 2517 1797
Http://www.toyo-led.com E-mail : sales@toyo-led.com



P/N: TY-30PG24W25-10000

3mm Round Type LEDs Series

BULK & PACKING DIMENSIONS



Terms and conditions for the usage of this document

1. The information included in this document reflects representative usage scenarios and intended for technical reference only.
2. The part number, type, and specifications mentioned in this document are subject to future change and improvement without notice. Before production usage customer should refer to the latest datasheet for the updated specifications.
3. When using the products referenced in this document, please make sure the product is being operated within the environmental and electrical limits specified in the datasheet. If customer usage exceeds the specified limits, TOYO will not be responsible for any subsequent issues.

The information in this document applies to typical usage in consumer electronics applications. If customer's application has special reliability requirements or have life-threatening liabilities, such as automotive or medical usage, please consult with TOYO representative for further assistance.

Notes:

1. All dimension are in millimeter;
2. Tolerance is $\pm 0.25\text{mm}$ unless otherwise specified.
3. Not recommend to solder within 3mm from the resin.
4. Any kind of LEDs can be made in taped.



TOYO LED ELECTRONICS LIMITED

Room 1610, Hong Kong Plaza, 188 Connaught Road West, Hong Kong.
Tel : (852) 2540 7288 Fax : (852) 2517 1797
Http://www.toyo-led.com E-mail : sales@toyo-led.com



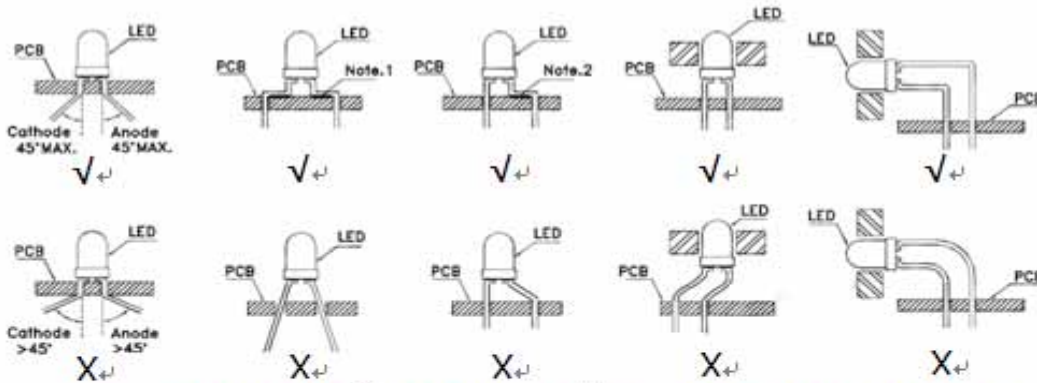
P/N: TY-30PG24W25-10000

3mm Round Type LEDs Series

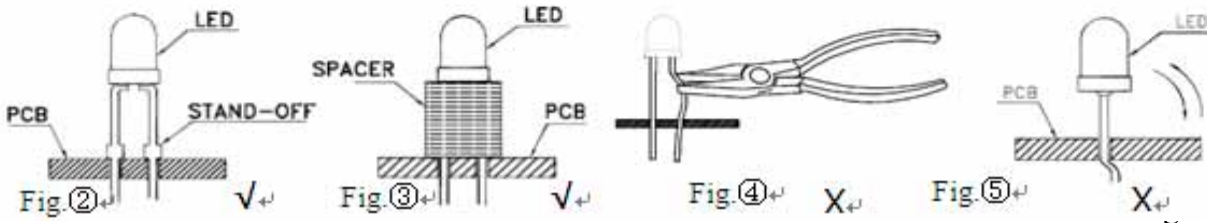
1. Storage conditions:

- a. Prevent continued exposure to the condensing moisture environment and keep the product away from rapid transitions in ambient temperature.
- b. LEDs should be stored with temperature 30 and relative humidity 60%.
- c. Product in the original sealed package is recommended to be assembled within 72 hours of opening. Product in opened package for more than a week should be baked for 30 (+10/-0) hours at 85-100 .

2. The lead pitch of the LED must match the pitch of the mounting holes on the PCB during component. Lead-forming may be required to insure the lead pitch matches the pitch. Refer to the figure below for proper lead forming procedures. (Fig.)



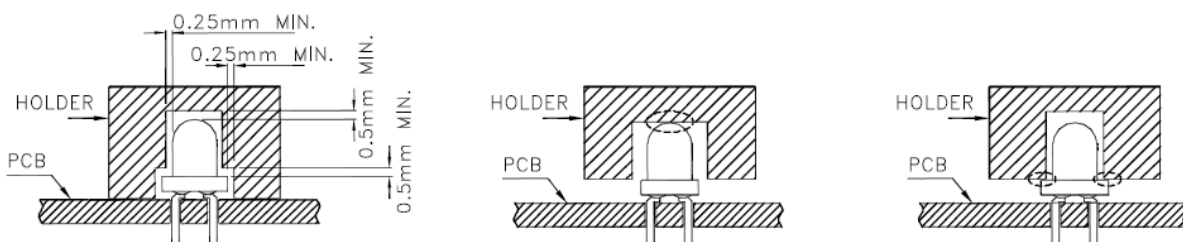
3. Fig.① Use stand-offs (fig.②) or spacers (fig.③) to securely position the LED above the PCB.



4. During lead forming, use tools or jigs to hold the leads securely so that the bending force will not be transmitted to the LED lens and its internal structures. Do not perform lead forming once the component has been mounted onto the PCB.(fig.)

5. Do not bend the leads more than twice. (fig.)

6. During soldering, component covers and holders should leave clearance to avoid placing damaging stress on the LED during soldering





TOYO LED ELECTRONICS LIMITED

Room 1610, Hong Kong Plaza, 188 Connaught Road West, Hong Kong.
Tel : (852) 2540 7288 Fax : (852) 2517 1797
Http://www.toyo-led.com E-mail : sales@toyo-led.com



P/N: TY-30PG24W25-10000

3mm Round Type LEDs Series

8. Through-hole LEDs are incompatible with reflow soldering.

9. Cleaning:

- a. At room temperature, cleaning should occur only with isopropyl alcohol for a duration of no more than one minute when necessary. Dry at room temperature before use.
- b. Do not clean the LEDs by the ultrasonic. When it is absolutely necessary, the influence of ultrasonic cleaning on the LEDs depends on factors such ultrasonic power and the assembled condition. Ultrasonic cleaning shall be pre-qualified to ensure this will not cause damage to the LED.

10. Other:

- a. Above specification may be changed without notice. TOYO will reserve authority on material change for above specification.
- b. When using this product, please observe the absolute maximum ratings and the instructions for using outlined in these specification sheets. TOYO assumes no responsibility for any damage resulting from use of the product which does not comply with the absolute maximum ratings and the instructions included in these specification sheets.

These specification sheets include materials protected under copyright of TOYO LED ELECTRONICS LIMITED. Please don't reproduce cause by anyone to reproduce them without TOYO's consent.



TOYO LED ELECTRONICS LIMITED

Room 1610, Hong Kong Plaza, 188 Connaught Road West, Hong Kong.
Tel : (852) 2540 7288 Fax : (852) 2517 1797
Http://www.toyo-led.com E-mail : sales@toyo-led.com



P/N: TY-30PG24W25-10000

3mm Round Type LEDs Series

REVISION HISTORY

DATE	REVISION CONTENTS	VERSION
2016-02-24	NEW	A